



Analysis of the energy-saving potential for heating of double skin glass-glass façades

Análisis del potencial de ahorro energético para calefacción de fachadas de doble piel vidrio-vidrio

Víctor Díez-Martínez ¹, Roberto-Getino-de-la-Mano ¹, José Luis Falagán-Cavero ², David Borge-Díez ²

¹Departamento de Ahorro y Eficiencia Energética, Ente Regional de la Energía de Castilla y León. Avda. Reyes Leoneses 11. C. P. 24008. León, España.

²Departamento de Ingeniería Eléctrica y de Sistemas y Automática, Universidad de León. Campus de Vegazana. C. P. 24071. León, España.

CITE THIS ARTICLE AS:

V. Díez, R. Getino de la Mano, J. L. Falagán and D. Borge. "Analysis of the energy-saving potential for heating of double skin glass-glass façades", *Revista Facultad de Ingeniería Universidad de Antioquia*, no. 101, pp. 108-120, Oct-Dec 2021. [Online]. Available: <https://www.doi.org/10.17533/udea.redin.20201113>

ARTICLE INFO:

Received: October 22, 2018
Accepted: November 21, 2020
Available online: November 24, 2020

KEYWORDS:

Solar energy; solar heating; solar radiation; air conditioning; bioclimatic architecture

Energía solar; calefacción solar; radiación solar; aire acondicionado; arquitectura bioclimática

ABSTRACT: The energy flows of the double skin, glass-glass façades have been analysed, establishing a mathematical model to determine the energy savings provided by this construction solution in 10 cities in Spain. It has been found that the two climatological variables that most influence energy savings are outdoor temperature, as it is directly related to the demand for heating, and solar irradiation, as it is the source of energy from which savings are extracted. Energy savings in winter vary between 11.1% and 20.5%, depending on the weather. A linear relationship between the annual average outdoor temperature and the useful energy provided by the double-skin façade has been determined. It was verified that the maximum energy saving occurs when the façade is offset a few degrees to the east from the pure south orientation. It deviates further east, the higher the annual average temperature. A linear relationship has been established between the outside temperature and the azimuth of the façade with which the maximum energy saving occurs. To obtain savings percentages greater than 20%, the ratio between the double-skin façade surface and the total heated surface of the building must be less than 7.

RESUMEN: Se han analizado los flujos de energía de las fachadas de doble piel, vidrio-vidrio, estableciéndose un modelo matemático para determinar el ahorro energético proporcionado por esta solución constructiva en 10 ciudades de España. Se ha encontrado que las dos variables climatológicas que más influyen en el ahorro energético son la temperatura exterior, al estar directamente relacionada con la demanda de calefacción, y la irradiación solar, al ser la fuente de energía de la que se extraen los ahorros. El ahorro energético en invierno varía entre el 11,1 % y el 20,5 % en función de la climatología. Se determinó una relación lineal entre la temperatura exterior media anual y la energía útil aportada por la fachada de doble piel. También se comprobó que el ahorro energético máximo se produce cuando la fachada está desviada unos grados hacia el este respecto a la orientación sur pura. Se desvía más al este cuanto mayor es la temperatura media anual. Se ha establecido una relación lineal entre la temperatura exterior y el azimut de la fachada con el que se produce el ahorro energético máximo. Para obtener porcentajes de ahorro superiores al 20%, la relación entre la superficie de fachada de doble piel y la superficie total calentada del edificio debe ser inferior a 7.

1. Introduction

The construction sector represents 26.1% of the final national energy consumption for energy uses, according to the Energy Saving and Efficiency Action Plan in Spain 2011-2020 [1]. For this reason, it is a strategic sector

* Corresponding author: Víctor Díez Martínez

E-mail: diemarvi@jcy.es

ISSN 0120-6230

e-ISSN 2422-2844

provided with important public and private resources, as there is still a high potential for energy savings. In the year 2020, that Plan in the building equipment sector establishes a goal of final energy saving of 33.3 TWh/year, which represents 16.1% of the total savings planned for that year.

The real estate park is currently responsible for 36% of all CO₂ emissions from the European Union. The Union has committed to establishing a system of decarbonised energy in the year 2050, for which there are various standards aimed at improving the energy efficiency of the building park, such as Directive 2010/31 / EU [2], on the energy performance of buildings, Directive 2012/27 / EU [3] on energy efficiency or the Directive 2018/844 [4] which modifies the previous ones. Likewise, the Paris Agreement of 2015 boosts efforts to decarbonise the real estate park.

The Consideration 17 of Directive 2010/31 / EU states that "Measures are needed to increase the number of buildings which not only fulfil current minimum energy performance requirements, but are also more energy efficient, thereby reducing both energy consumption and carbon dioxide emissions". In Article 9 of the same, it is established that the Member States will ensure that before 12/31/2020 all new buildings are almost zero-energy consumption buildings, and that after 12/31/2018, new buildings that are occupied and owned by public authorities are buildings of almost zero-energy consumption. In addition to the above, Article 5 of Directive 2012/27 / EU establishes the exemplary function of the buildings of public organisms obliging the member states to renew annually 3% of the surface of the buildings occupying the Central Administration.

Because of previously cited directives, the technical knowledge detailing the possibilities of saving energy and incorporating renewable energies in buildings are considered very relevant.

At present, glass façades are also widely used for their aesthetics and adequate use of natural light, although they have low thermal and acoustic insulation. These drawbacks are significantly improved with double skin façades.

This research focuses on analysing the operation of the double-skin façades, glass-glass, used to harness solar energy for heating buildings. The South facing glazed façades (in the northern hemisphere) are a constructive solution that has been historically employed in buildings, by incorporating glazed balconies or attached greenhouses to use solar radiation for air conditioning in winter.

This research has analysed the energy savings using mathematical formulations and computer calculations automated to apply the mathematical model hour by hour throughout the year. At a later stage, measurements are made on a real building during the 2018-2019 heating season to verify the results.

As a starting point, a search of related publications has been carried out using solar energy through glass chambers. The most significant part of the studies carried out to date has been based on computer simulations and/or mathematical methods, identifying only a few based-on experiments or monitoring of real buildings.

After carrying out the meta-analysing data from 27 publications related to the energy efficiency of double-skin façades, an average potential reduction is determined from the heating load of 33%. One of the conclusions of this study is the dispersion of the energy saving produced, which varies from 90% of savings to an increase in consumption of 30%. According to the same report, this is motivated, by the variability of constructive solutions, the ventilation method of the chamber, the climate zone, and the methodology with which the study is carried out. In this regard, the study highlights the significant difference in the amount of energy saving determined by mathematical methods up to 90%, simulation up to 53%, and experimental as only 30% [5].

A review of publications on double-skin façades also indicates that the energy-saving results obtained with this constructive solution are not consistent since they vary from negative saving to 50% [6].

An investigation comparatively simulated the behavior of a building with a double-skin façade in two locations with very different climates: Rio de Janeiro and London. The best energy saving results obtained in London are 85% and 61% in Rio de Janeiro [7].

Additionally, a publication related to the simulation results of double-skin fronts in an office building in Tehran, with hot and dry weather, concludes that the energy savings of this constructive solution varies between 7.9% and 14.8% [8].

Regarding the publications based on measurements in real dip, an investigation indicates that double-skin façades can reduce the consumption of building energy in summer [9].

Considering the experimentation using a test cell or similar, an investigation indicates that it is important to control the air temperature supplied by the façade in winter, since at least 50% of the time the preheating is

negative [10]. Besides, another investigation indicates that double-skin façades built with opaque materials can reduce building energy consumption in regions with hot climates such as Brazil [11].

Finally, given the high energy-saving potential of this construction solution, it is expected to be a highly relevant measure to achieve the objectives of buildings with almost zero consumption established by European Directives, and contribute to the construction of more efficient buildings in other regions of the world such as the Andean Region.

2. Experimentation

The procedure summarized below is based on the determination of the energy flows in the double-skin façade to quantify what part of the incident solar energy can be used for heating the building. By taking advantage of this energy flow, the heating system will have a lower producing consumption, therefore an energy saving. A predictable increase has not been determined in energy consumption for cooling that the same double-skin façade would produce in the summer season, since there are multiple solutions with different efficiencies to produce shade on the façade, and thus, reduce these hot gains.

Figure 1 shows the basic scheme of the double-skin façade to consider, also indicating the main energy flows.

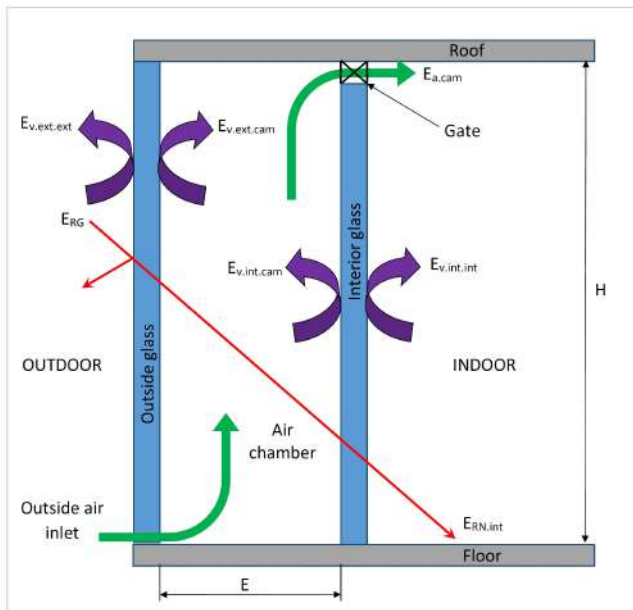


Figure 1 Basic schema and energy flows considered

The circulation of air inside the chamber generated between the two glasses is carried out by natural convection, without any type of mechanical ventilation system. The entrance of air from the chamber to the

interior of the building has an automatic gate that only opens during the period of heating, providing that the average temperature of the air in the chamber exceeds the interior temperature of the building by a number of preset degrees.

Energy savings for heating are determined by comparing the energy demand of a conventional construction building, with the energy demand of the same building with a double skin façade in one of its enclosures. In order to obtain a valid procedure for the largest number of cases, buildings with different energy demands for heating will be taken into account, and façades with any angle of inclination and azimuth with respect to the south will be considered.

2.1 Study of solar radiation

The starting data are direct solar irradiation and diffuse solar irradiation on a horizontal surface. First of all, it has been determined, from these, the global irradiance received by the exterior glass, which is found with a certain inclination (b) and azimuth (a).

Direct solar irradiation on the exterior glass ($P_{RVDirect}$) is obtained with Equation 1:

$$P_{RVDirecta} = P_{RHDirecta} \times k \quad (1)$$

In which:

$P_{RHDirect}$ = Direct solar irradiation on a horizontal surface (W/m^2)

k is a factor that is determined with Equation 2.1

$$k = \frac{\text{sen}(\delta) \times \text{sen}(\theta) \times \cos(\beta) - \text{sen}(\delta) \times \cos(\theta) \times \text{sen}(\beta) \times \cos(\alpha) + \frac{\text{sen}(\delta) \times \text{sen}(\theta) + \cos(\delta) \times \text{cos}(\theta) \times \cos(\omega)}{\text{sen}(\delta) \times \text{sen}(\theta) + \cos(\delta) \times \text{cos}(\theta) \times \cos(\omega)} + \frac{\cos(\delta) \times \cos(\theta) \times \cos(\beta) \times \cos(\omega) + \cos(\delta) \times \text{sen}(\theta) \times \text{sen}(\beta) \times \cos(\alpha) \times \cos(\omega)}{\text{sen}(\delta) \times \text{sen}(\theta) + \cos(\delta) \times \text{cos}(\theta) \times \cos(\omega)} + \frac{\cos(\delta) \times \cos(\theta) \times \text{sen}(\beta) \times \text{sen}(\alpha) \times \text{sen}(\omega)}{\text{sen}(\delta) \times \text{sen}(\theta) + \cos(\delta) \times \text{cos}(\theta) \times \cos(\omega)}}{\text{sen}(\delta) \times \text{sen}(\theta) + \cos(\delta) \times \text{cos}(\theta) \times \cos(\omega)} \quad (2)$$

In which:

θ = Latitude (rad)

α = Angle of orientation from the normal to the façade, taking as its origin the south orientation and considering negative angles towards the east and positive towards the west. (rad)

β = slope of the façade (rad)

ω = schedule angle (rad)

δ = solar declination (rad). It can be determined for each hour of the year with Equation 3

$$\delta = 0.006918 - 0.399912 \times \cos(x) + 0.070257 \times \sin(x) - 0.006758 \times \cos(2x) + 0.000907 \times \sin(2x) - 0.002697 \times \cos(3x) + 0.001480 \times \sin(3x) \quad (3)$$

In which x , can be obtained with Equation 4

$$x = \frac{2 \times \pi}{365} \left(N - 1 + \frac{h - 12}{24} \right) \quad (4)$$

Where N and h are the number of the day of the year and time of day, respectively.

The diffused solar irradiance on the exterior glass ($P_{RVDiffuse}$) is obtained with Equation 5.

$$P_{RVDiffuse} = \frac{1}{2} P_{RHDiffuse} \times (1 + \cos(\beta)) \quad (5)$$

The solar radiation reflected on the exterior glass ($P_{RVReflected}$) is obtained with Equation 6.

$$P_{RVReflected} = \frac{1}{2} \times \rho \times (P_{RHDirect} + P_{RHDiffuse}) \times (1 - \cos(\beta)) \quad (6)$$

The global irradiance on the outer glass (P_{RCG}) is the sum of the direct, diffused, and reflected solar radiation as shown in Equation 7.

$$P_{RCG} = P_{RVDirect} + P_{RVDiffuse} + P_{RVReflected} \quad (7)$$

Known as absorptivity, transmissivity, and reflectance of the two glass panels, each of the energy flows listed in Figure 2.1 can be determined. By grouping the energy flows and multiplying the glass surface, the solar net that reaches the interior, the solar irradiance absorbed by each of the glasses, and the irradiance reflected to the outside can be obtained.

2.2 Transmission of heat on the surface of the glasses

When a glass is at a different temperature than its surrounding environment, it will exchange heat by convection and radiation. The heat that is exchanged with the air is transmitted mainly by convection and with the rest of the elements, by radiation.

The convective heat transfer to the air surrounding the glass can be determined with Equation 8.

$$Q_{air} = h \times S \times (T_V - T_a) \quad (8)$$

Where,

Q_{air} = Heat flow transmitted by convection to the air in contact with a vertical surface (W)

S = surface in contact (m²)

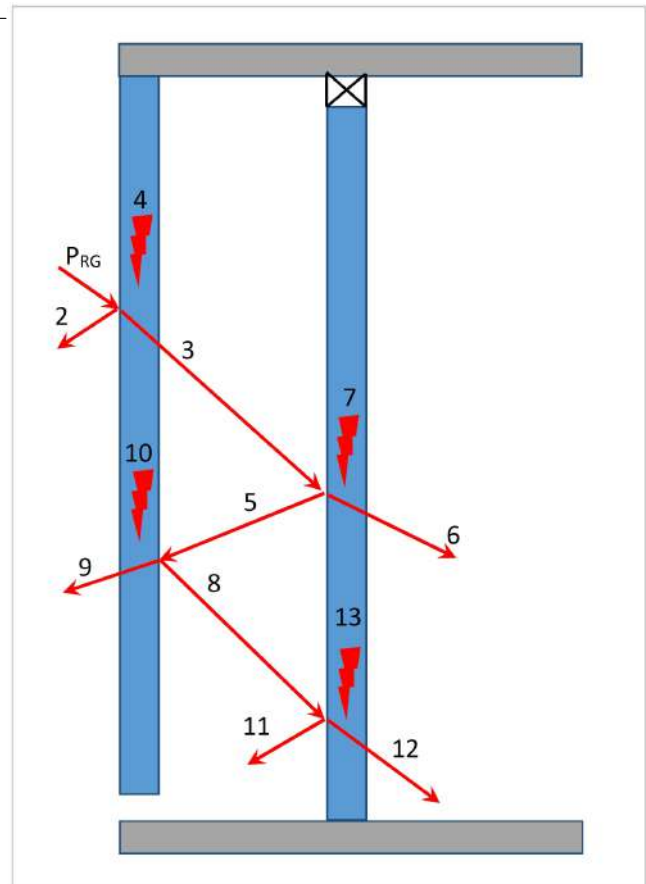


Figure 2 Decomposition of the global radiation affecting the outer glass

h = Coefficient of convection (W/m² oC). In this case, as it is a flat surface placed in a vertical position or close to it, this coefficient can be obtained with Equation 9.

$$h = 1.77 \times (T_V - T_a)^{1/4} \quad (9)$$

T_v = Glass temperature (°C)

T_a = Air temperature (°C)

The radiation heat exchange of glass can be determined with Equation 10.

$$Q_{rad} = S \times \varepsilon \times \sigma \times \left((T_V + 273)^4 - (T_a + 273)^4 \right) \quad (10)$$

In which,

Q_{rad} = Radiant heat flow emitted by the glass surface (W)

ε = emissivity of the glass surface (dimensionless)

ρ = Stefan-Boltzmann constant = 5.669×10^{-8} (W/m²K⁴)

S = surface (m²)

T_v = Glass temperature (°C)

T_a = Air temperature (°C). It is assumed that all elements that exchange heat by radiation with glass are at this same temperature.

The radiation emitted on each side that has contact with the chamber, both the exterior and interior, has not been evaluated assuming that both are at a very close temperature, and therefore, the heat transmitted by radiation between both is negligible.

Applying the previous Equation 8, 9 and 10 and assumptions, it is possible to obtain:

The heat flow transmitted by convection and radiation inside the building can be calculated with Equation 11.

$$Q_{v.int.int} = 1,77 \times (T_{V.int} + T_{a.int})^{1/4} \times S \times \frac{(T_{V.int} + T_{a.int}) + S \times \varepsilon_{v.int.int} \times \sigma}{((T_{V.int} + 273)^4 - (T_{a.int} + 273)^4)} \quad (11)$$

The heat flow transmitted by convection and radiation to the outside can be obtained with Equation 12.

$$Q_{v.ext.ext} = 1,77 \times (T_{V.ext} + T_{a.ext})^{1/4} \times S \times \frac{(T_{V.ext} + T_{a.ext}) + S \times \varepsilon_{v.ext.ext} \times \sigma}{((T_{V.ext} + 273)^4 - (T_{a.ext} + 273)^4)} \quad (12)$$

The heat flow is transmitted by convection to the air inside the chamber can be determined with Equation 13. The rest of the energy absorbed by the exterior glass, which is not transmitted to the exterior, and the rest of the energy absorbed by the interior glass, which is not transmitted to the interior of the building, will be transmitted to the air in the chamber by convection.

$$Q_{a.cam} = Q_{v.ext.cam} + Q_{v.int.cam} \quad (13)$$

2.3 Determination of energy savings

The energy saving for heating is produced by the introduction into the building of three energy flows:

- Net solar radiation energy that reaches the interior.
- Energy transmitted by convection and radiation from the interior glass to the interior.
- Energy transmitted in the form of hot air from the air chamber.

Not all available energy in these flows can be considered useful or usable energy for the heating system. These conditions must be met, so that these flows are considered useful energy:

- There is a demand for heating. Only the hours when the outside temperature is below a certain preset value have been considered.

- The instantaneous heat provided by the double-skin façade is the same or lower than the heating demand at that moment. In the event that the heat provided by the double-skin façade is superior to the demand, it is considered useful energy for an appropriate time.

The sum of the useful energy flows during a year will be the energy saved annually. The percentage of energy saving is determined with Equation 14

$$\text{Energy savings} = \frac{\text{Useful energy provided by double skin façade}}{\text{Demand for heating without double skin façade}} \times 100 \quad (14)$$

The procedure used to calculate the heating demand of the building without the double-skin façade is explained in the following section.

2.4 Automation of calculations

The procedure described in the previous section has been programmed in an Excel spreadsheet to perform calculations automatically, for each hour of the year. It is also useful to assess energy savings easily, and assess how modifying the starting data affects it.

The main starting data are:

- The hourly data of external dry temperature
- Specific humidity of the air
- Direct solar irradiance on a horizontal Surface
- Diffused solar irradiance on a horizontal Surface

This data has been taken from the climate files, published as documents known to be used in the energy certification of buildings, by the Ministry for the Ecological Transition of the Government of Spain [12]. On the website of this Ministry, free data from the provisional capitals of Spain are available.

In order to evaluate the influence of climatology on energy saving, we have selected ten cities in Spain with decreasing latitudes. In addition, these cities are representative of different climates that occur in the country. Table 1 shows the chosen cities and their latitude, longitude, and altitude. In the same table, the climatic zone corresponding to each city is included, in accordance with the Code building technician (CTE) [13], and the referred heating demand considered for each city as established in Annex III.2 from the recognized document for the energy certification of buildings "Qualification of the energy efficiency of the buildings"[14]. The rest of the starting data are shown in Table 2.

Table 1 Selected cities

City	Latitude (°)	Length (°)	Altitude (m)	Climate zone CTE	Reference demand (kWh/m ² year)	T Max (°C)	T Min (°C)	T ^a Avg (°C)	Average solar irradiation (W/m ²)
Oviedo	43.5	-5.8	339	D1	178.3	27.9	0.7	12.6	65.79
León	42.9	-5.6	913	E1	232.1	33.6	-4.8	10.7	86.57
Zamora	41.0	-5.9	667	D2	178.3	36.0	-4.2	12.5	91.15
Salamanca	40.5	-5.4	790	D2	178.3	34.5	-3.8	11.6	92.71
Madrid	40.1	-3.6	667	D3	178.3	36.0	-0.6	14.3	89.06
Cáceres	39.7	-6.3	405	C4	125.6	38.8	-1.4	16.2	95.14
Badajoz	38.8	-6.8	192	C4	125.6	38.8	0.2	16.4	98.60
Córdoba	37.4	-4.8	92	B4	83.5	42.0	-0.5	17.4	98.88
Sevilla	37.7	-6.0	31	B4	83.5	41.1	2.0	18.2	102.0
Cádiz	36.0	-6.2	4	A3	62.5	31.8	6.3	18.2	103.8

Table 2 Other starting data

Variable	Symbol	Value	Units
Azimuth of the façade with respect to the south	a	0	°
Inclination of the façade	b	90	°
Height of the air chamber	H	23	m
Length of the air chamber	L	44	m
Thickness of the air chamber	E	1.1	m
External glass absorptivity	a _{ext}	0.08	
External glass reflectance	r _{ext}	0.16	
External glass transmissivity	t _{ext}	0.76	
Emissivity of the exterior surface of the exterior glass	e _{v,ext,ext}	0.94	
Emissivity of the surface to the outer glass chamber	e _{v,ext,cam}	0.94	
Thermal conductivity of exterior glass	K _{ext}	0.8	W/m ⁰ K
Thickness of outside glass	e _{ext}	0.025	m
Density of exterior glass	f _{ext}	2,500	kg/m ³
Specific heat of the exterior glass	C _{p,ext}	0.8	kJ/kg ⁰ K
Interior glass absorptivity	a _{int}	0.08	
Interior glass reflectance	r _{int}	0.16	
Interior glass transmissivity	t _{int}	0.76	
Emissivity of the inner surface of the inner glass	e _{v,int,int}	0.94	
Emissivity of the surface to the interior glass chamber	e _{v,int,cam}	0.94	
Thermal conductivity of interior glass	K _{int}	0.8	W/m ⁰ K
Thickness of the inner glass	e _{int}	0.025	m
Density of the interior glass	f _{int}	2,500	kg/m ³
Specific heat of the interior glass	C _{p,int}	0.8	kJ/kg ⁰ K
Dry air temperature inside the building	T _{a,int}	22	°C
Terrestrial albedo	r	0.2	
Temperature increase for gate opening		5	°C
Temperature limit for heating demand		15	°C
Relationship between heated surface / double-skin façade surface	RT ₁	10	
Ratio of final energy consumption for heating	RT ₂	Variable depending on the selected city	

To establish the total heated area of the building, the heated surface ratio is used between an available double-skin façade surface (RT₁). Multiplying the available double-skin façade surface by this index, the total heated area of the building is obtained. By varying this

relationship, energy savings can be estimated in buildings with different geometric configurations.

The hourly heating demands of the building without the double-skin façade have proportionally determined

the thermal jump between inside and outside, from the annual heating consumption, which is obtained through the consumption ratio of final energy for heating (RT_2) in kWh/m² a year. This ratio is often used in the energy certification of buildings, being easy to have it in buildings having this certificate.

3. Results and discussion

Based on the procedure established and using the described simulator as a tool, tests have been carried out to determine the influence of energy-saving variations from each of the starting data. After multiple tests with this model, it has been concluded that the variables that have the most significant influence on the magnitude of savings are:

- Location-climatology. Directly related to the latitude and average annual temperature of the building location
- Azimuth of the façade with respect to the south orientation
- Relation surface of double-skin façade / heated surface (RT_1)
- Reflectance of the glasses

3.1 Location-climatology

Climatology is one of the factors that has a greater influence on the amount of energy saving for heating. Specifically, the two climatological variables that most influence are the outside temperature, as it is directly related to the heating demand, and the solar irradiation, since it is the source of energy from which the savings are extracted.

As explained above, the influence of location and climate on energy saving has been assessed through geographic and climatic data from 10 cities in Spain. Figure 3 shows the evolution of the useful energy produced by the double-skin façade, and Figure 4, the evolution of energy saving.

In absolute terms, the annual useful energy provided by the double-skin façade is greater in cities with a lower average outdoor temperature. Specifically, of the cities analysed, León has the highest useful energy and Cádiz the lowest. Both cities correspond to the lowest and highest annual average temperature, respectively. As shown in Figure 5, the annual useful energy can be obtained from the annual average temperature by means of the equation of a line, with a correlation of 0.92.

The percentage of energy saved is extremely variable, and there has not been identified any variable on which it depends predominantly. If it has been detected that it increases when the average solar radiation increases, the correlation is low (0.3). This fact justifies the need for a procedure with certain complexity for its determination as presented in this communication.

Since climatology is a determining factor for energy saving, the analysis carried out in the following sections for the rest of the variables is carried out individually for each of the ten cities.

3.2 Azimuth of the façade with respect to the south orientation

For each of the ten cities, the useful energy produced and the energy saving for different azimuths of the double-skin façade have been determined. Figure 6 shows the variation of energy savings with different azimuths.

With the analysis of these data, it is deduced that there is a very high relation between the energy saving and the azimuth of the façade. On the other hand, contrary to what one might think at first sight, the pure southern orientation is not the one that produces the greatest energy savings in general. As can be seen in Figure 6, the maximum saving values depend on the city (climatology) and are deviated a few degrees towards the east with respect to the pure south orientation. The azimuth with which the maximum saving is obtained deviates more to the east, the higher the annual average temperature. This is due to the fact that the solar contribution is more usable for heating in the morning than in the afternoon, because the building has a greater demand for heating in the morning than in the afternoon, due to the thermal jump between the inside and outside in the mornings.

Figure 7 shows, the azimuth with which the maximum energy saving is obtained based on the average annual outdoor temperature for each city. This azimuth deviates more to the east (more negative), the higher the annual average outside temperature. This relationship can be represented by the equation of a line with a correlation of 0.71.

3.3 Relationship between double-skin façade surface and heated surface

The smaller the relation between the double skin façade surface and the heated surface of the building, that is, the smaller RT_1 , the energy saving in heating is greater, although it does not present a direct proportionality as can be seen below.

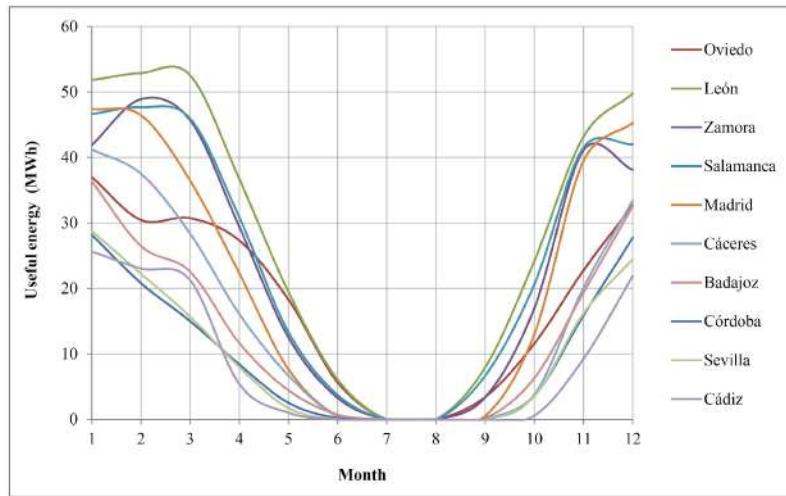


Figure 3 Evolution of monthly useful energy

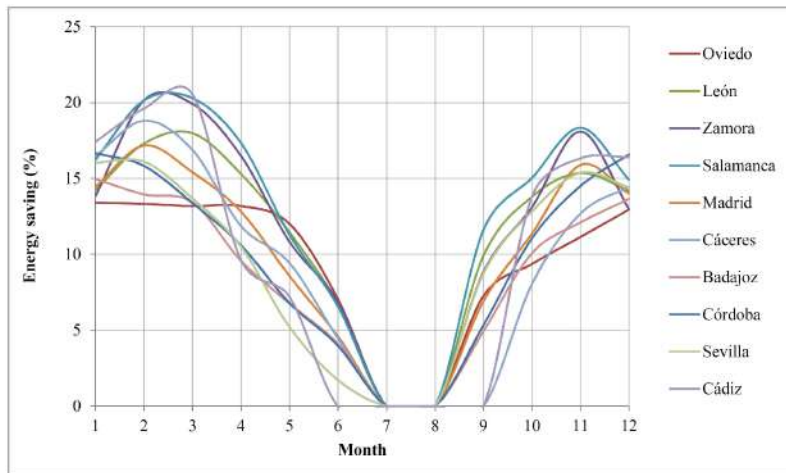


Figure 4 Evolution of energy saving

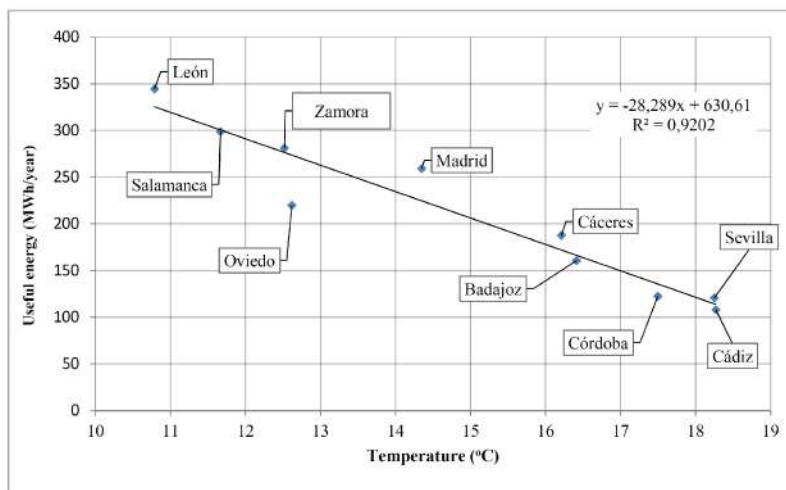


Figure 5 Relationship between the annual average temperature and the useful energy contributed

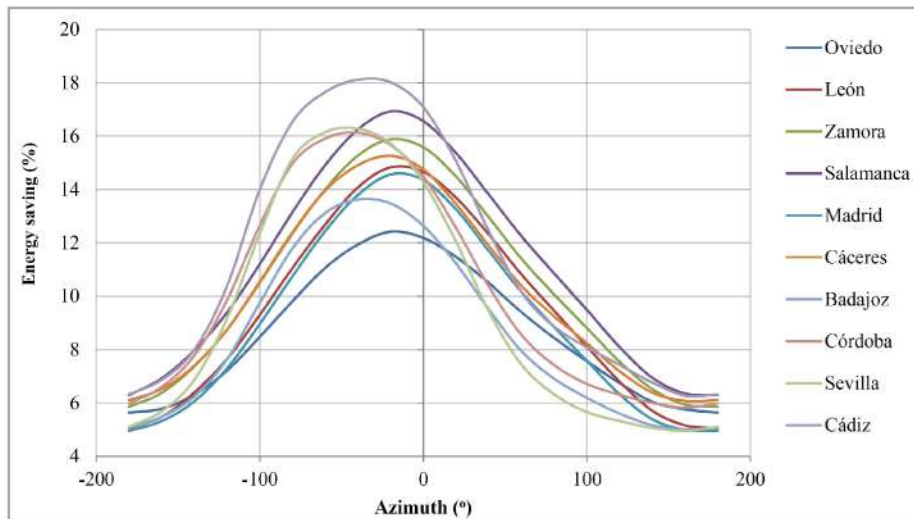


Figure 6 Energy saving by city with different azimuth

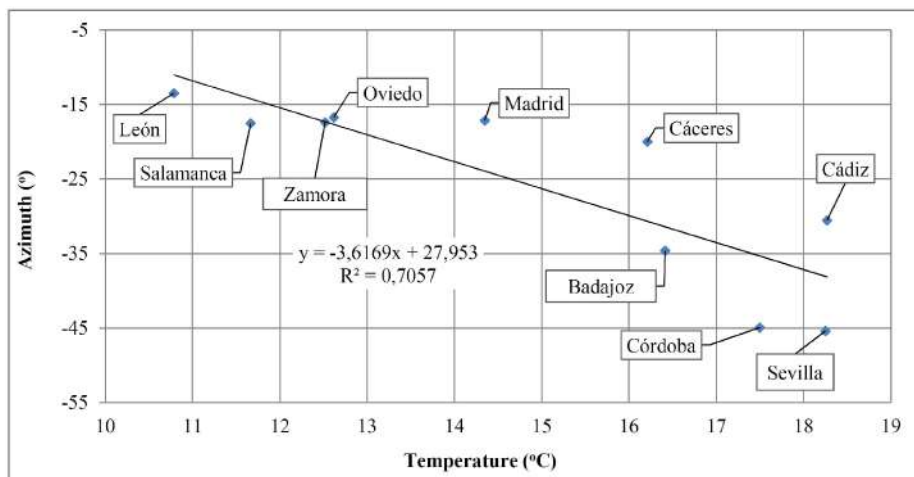


Figure 7 Relationship between the external temperature and azimuth with which the maximum energy saving is obtained

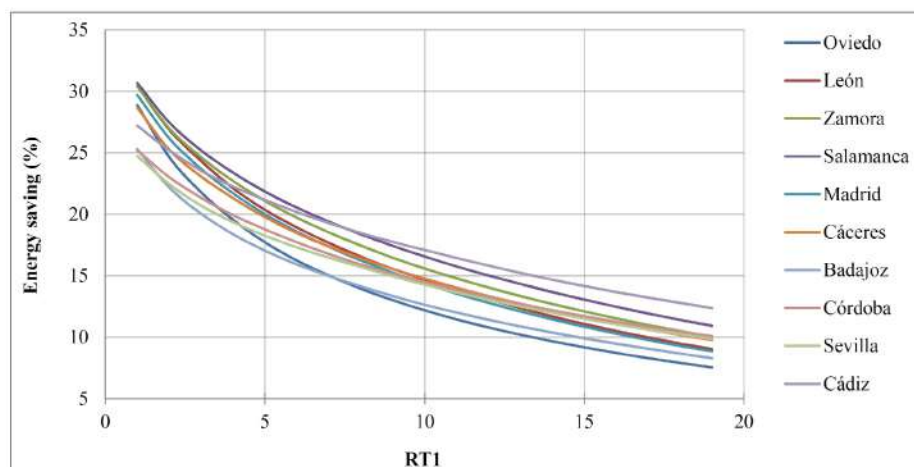


Figure 8 Energy saving by city based on RT₁

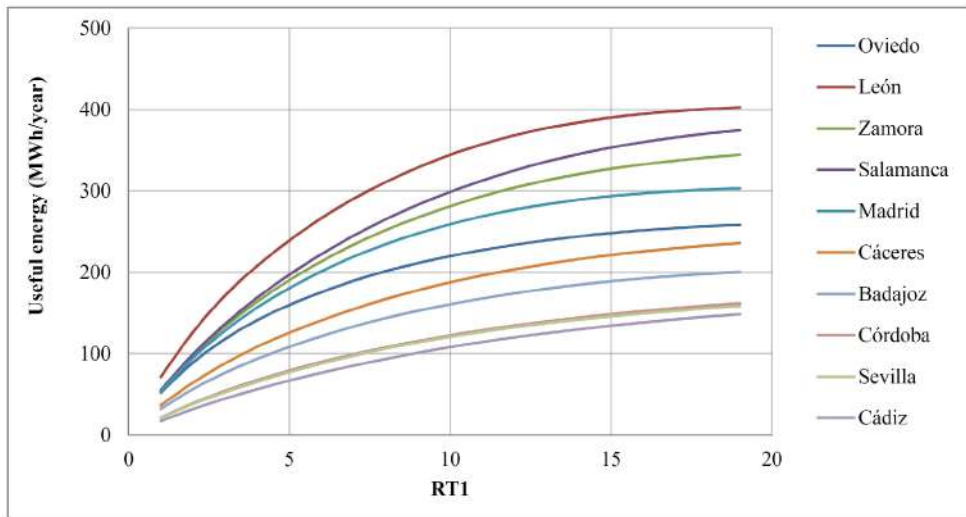


Figure 9 Useful energy by city according to RT_1

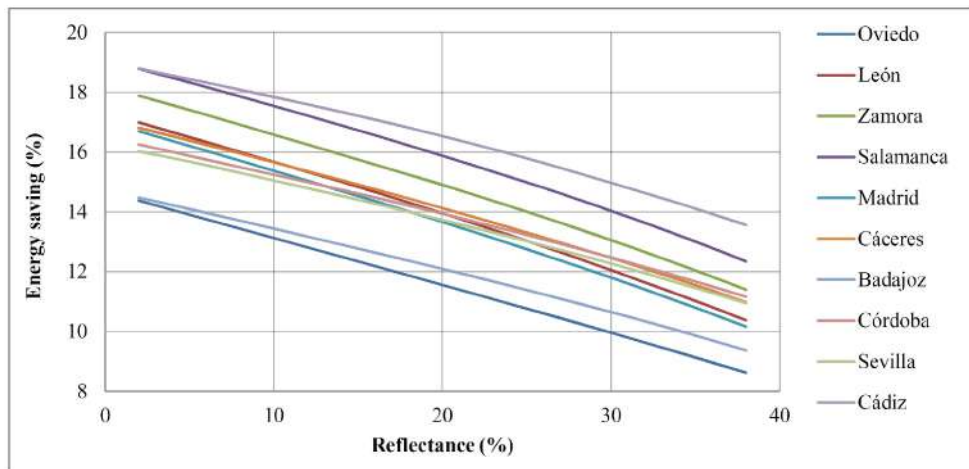


Figure 10 Energy saving by city based on the reflectance of the glasses

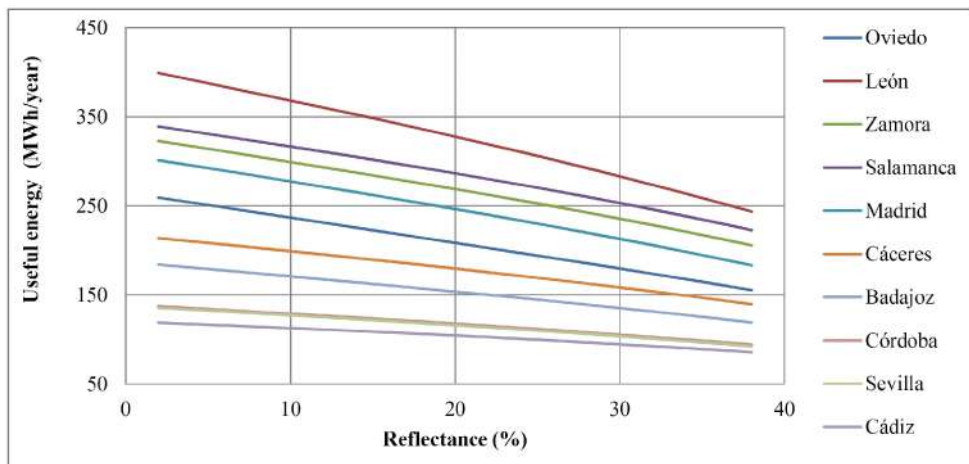


Figure 11 Useful energy by city according to the reflectance of the glasses

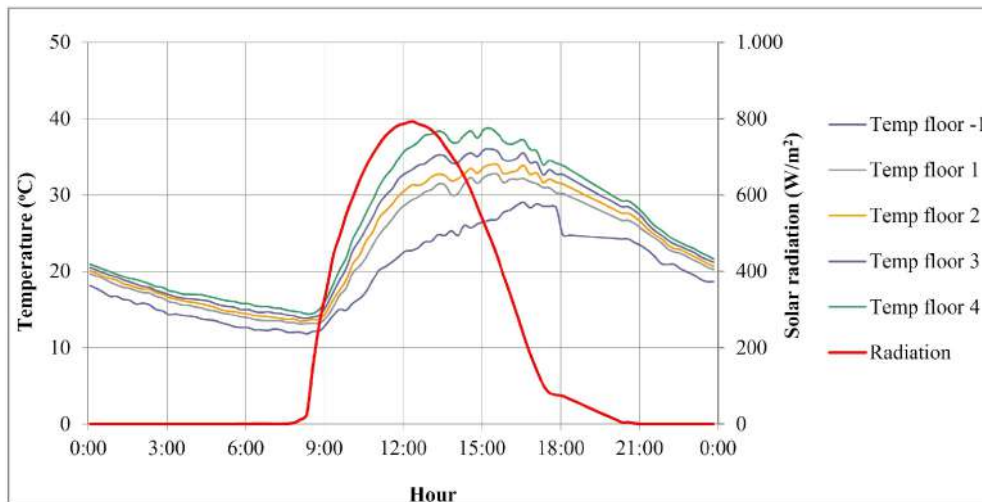


Figure 12 Evolution of air temperatures inside the chamber and incident solar radiation (09/14/2018)

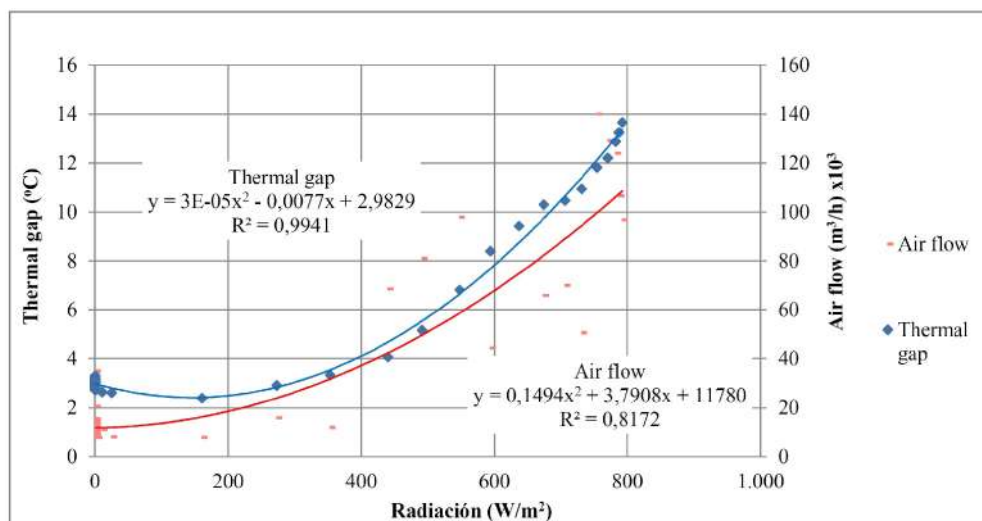


Figure 13 Relationship between the thermal gap; solar radiation and airflow; solar radiation

As shown in Figure 8, to obtain savings of percentages higher than 20% in any of the cities studied, RT_1 must be less than seven. With RT_1 values higher than 14, the energy saving is, in all cities, less than 15%, so the contribution of the double-skin façade may start to be of little relevance from an economic point of view.

In Figure 9, it can be seen that in cities with colder climates, the useful energy increases rapidly with increasing RT_1 until it reaches a value equal to 4. From this point, the useful energy continues to increase but with a lower slope. In cities with warmer climates, the curve of increase in useful energy has a more flattened shape.

3.4 Reflectance of the glasses

This variable also greatly influences the energy saving of double-skin façades, since the greater the amount of solar radiation reflected, the less solar energy is available to be introduced into the building. As can be seen in Figure 10, energy savings decrease with increasing reflectance. The decrease is linear, and the slope of the straight line is practically the same in all cities, so we can deduce that it is independent of the weather.

The reflectance of the glass should be taken into account in the design of double-skin façades, since, as can be seen in Figure 10, with reflectance above 30% the energy saving is less than 15% in all cases, so the contribution of the double-skin façade can start to be of little relevance from an economic point of view.

In Figure 11, the evolution of useful anaerobic energy as a function of the reflectance of the glasses is shown. It is appreciated that the useful energy varies according to a straight line, which presents a lower slope, the higher the annual average temperature of the city considered.

3.5 Future works

In the winter season of 2018-2019, it is the intention to validate the procedure described above by measuring the energy savings generated in the headquarters of the Regional Energy Agency of Castilla y León (EREN), located in the city of León, and which provides of a double-skin glass-glass façade with a configuration similar to that presented and a glazed surface in the south orientation of 1,032 m². In this building, probes have already been installed for the measurement of temperature and relative humidity outside, the interior temperature of the chamber at different altitudes, incidental solar radiation on the façade, ventilation airflow of the chamber, etc., as well as a switchboard that will allow the continuous recording of the variables measured by the probes.

The first tests of the measurement system already show interesting data. As an example, the following figures show measurements of the day 09/14/2018. Figure 12 shows the evolution of air temperatures inside the camera and the solar radiation. In Figure 13, the thermal jump (air outlet temperature of the chamber minus inlet temperature) is shown as a function of solar radiation and airflow as a function of solar radiation. In both cases, the belt is very high, so it is considered that the measurement system installed is adequate. These equations will allow to determine the power generated in the form of hot air in the chamber (function of the flow and the thermal jump) in function of the incident solar radiation.

4. Conclusions

The energy savings provided by the double-skin façades studied are highly variable and depend mainly on the location, the climate, the azimuth of the façade, the relationship between the surface of the double-skin façade and the heated surface, and the reflectance of the glass.

Not all the energy that this construction solution can produce is usable for heating. There are time intervals in which the façade's heat production exceeds the heating demand, so not all the energy produced can be used. This fact indicates that the percentages of energy savings could be improved if the system is equipped with elements that store thermal energy.

In absolute terms, the annual useful energy provided

by the double skin façade is higher in cities with a lower average annual outdoor temperature. For the ten cities studied, a very high correlation has been found between the average annual temperature and the energy savings provided.

The pure south orientation is not the one that produces greater energy savings in general. The optimal orientation depends on the climatology, and it deviates some degrees towards the east with a purely south orientation. This is due to the fact that the solar contribution is more usable in the mornings than in the afternoons, as the building presents a greater demand for heating in the morning since the thermal jump between the interior and the exterior is greater. The optimal azimuth deviates further east, the higher the annual mean outdoor temperature. This relationship can be represented by the equation of a line with a good correlation.

To obtain savings percentages greater than 20% in climatologies similar to those studied, the ratio between the double-skin façade surface and the total heated surface of the building (RT_1) must be less than 7.

The reflectance of the glass must be taken into account when designing this constructive solution since, with reflectances greater than 30%, energy savings are less than 15% in any weather.

Finally, additional work is being developed for the validation of the procedure described in this document with measurements in a real building. After the analysis of the first measurements, the equations that allow determining the thermal jump of the air in the chamber as a function of the solar radiation incident on the double skin façade have been found.

5. Declaration of competing interest

We declare that we have no significant competing interests including financial or non-financial, professional, or personal interests interfering with the full and objective presentation of the work described in this manuscript.

References

- [1] *Energy saving and efficiency action plan 2011-2020*, Cabinet Meeting Agreement of the Spanish Government, Instituto para la Diversificación y Ahorro de la Energía IDAE, 2011. [Online]. Available: t.ly/vExS
- [2] *On the energy performance of buildings*, Official Journal of the European Union, Directive 2010/31/EU of the European Parliament and of the Council, 2010. [Online]. Available: t.ly/AKrA
- [3] *On energy efficiency, amending Directives 2009/125/EC and 2010/30/EU and repealing Directives 2004/8/EC and 2006/32/EC*, Official Journal

- of the European Union, Directive 2012/27/EU of the European Parliament and of the Council, 2012. [Online]. Available: [t.ly/pG1D](https://doi.org/10.1016/j.enbuild.2015.05.019)
- [4] *Amending Directive 2010/31/EU on the energy performance of buildings and Directive 2012/27/EU on energy efficiency*, Official Journal of the European Union, Directive (EU) 2018/844 of the European Parliament and of the Council, 2018. [Online]. Available: [t.ly/Kw7p](https://doi.org/10.1016/j.enbuild.2015.05.019)
- [5] F. Pomponi, P. A. E. Piroozfarb, R. Southall, P. Ashton, and E. R. P. Farr, "Energy performance of Double-Skin Façades in temperate climates: A systematic review and meta-analysis," *Renewable and Sustainable Energy Reviews*, vol. 54, Feb. 2016. [Online]. Available: <https://doi.org/10.1016/j.rser.2015.10.075>
- [6] A. Ghaffarianhoseini and *et al.*, "Exploring the advantages and challenges of double-skin façades (DSFs)," *Renewable and Sustainable Energy Reviews*, vol. 60, Jul. 2016. [Online]. Available: <https://doi.org/10.1016/j.rser.2016.01.130>
- [7] F. Pomponi, S. Barbosa, and P. A. E. Piroozfarb, "On The Intrinsic Flexibility of the Double Skin Façade: A Comparative Thermal Comfort Investigation in Tropical and Temperate Climates," *Energy Procedia*, vol. 111, Mar. 2017. [Online]. Available: <https://doi.org/10.1016/j.egypro.2017.03.215>
- [8] Z. S. Zomorodian and M. Tahsildoost, "Energy and carbon analysis of double skin façades in the hot and dry climate," *Journal of Cleaner Production*, vol. 197, Oct. 01 2018. [Online]. Available: <https://doi.org/10.1016/j.jclepro.2018.06.178>
- [9] S. F. Larsen, L. Rengifo, and C. Filippín, "Double skin glazed façades in sunny Mediterranean climates," *Energy and Buildings*, vol. 102, Sep. 01 2015. [Online]. Available: <https://doi.org/10.1016/j.enbuild.2015.05.019>
- [10] V. Serra, F. Zanghirella, and M. Perino, "Experimental evaluation of a climate façade: Energy efficiency and thermal comfort performance," *Energy and Buildings*, vol. 102, no. 01, Jan. 2010. [Online]. Available: <https://doi.org/10.1016/j.enbuild.2009.07.010>
- [11] L. C. O. Souza, H. A. Souza, and E. F. Rodrigues, "Experimental and numerical analysis of a naturally ventilated double-skin façade," *Energy and Buildings*, vol. 165, Apr. 15 2018. [Online]. Available: <https://doi.org/10.1016/j.enbuild.2018.01.048>
- [12] *Documentos reconocidos para la Certificación de eficiencia energética de los edificios*, Secretaría de Estado de Energía, Gobierno de España, Ministerio para la Transición Ecológica y el Reto Demográfico. [Online]. Available: [t.ly/G0wV](https://doi.org/10.1016/j.enbuild.2018.01.048)
- [13] *Código Técnico de la Edificación CTE*, Instituto de Ciencias de la Construcción Eduardo Torroja, Gobierno de España, Ministerio de Transportes, Movilidad y Agenda Urbana. [Online]. Available: <https://www.codigotecnico.org/>
- [14] *Calificación de la eficiencia energética de los edificios*, Instituto de Ciencias de la Construcción Eduardo Torroja – IETcc-CSIC y Asociación de Investigación y Cooperación Industrial de Andalucía, AICIA, Gobierno de España, Ministerio de Industria, Energía y Turismo. [Online]. Available: [t.ly/k4wB](https://doi.org/10.1016/j.enbuild.2018.01.048)