

Habits and oral hygiene status of indigenous people with disabilities from the Misak community, Colombia¹

Hábitos y estado de higiene bucal en población indígena con discapacidad de la comunidad Misak, Colombia¹

CINTHYA CRISTINA SOLÓRZANO VERA² HERNEY ALONSO RENGIFO REINA³, ÁNGELA LILIANA GRANDAS RAMÍREZ⁴

¹ Self-funded research project

² DDS, Specialist in Pediatric Stomatology and Maxillary Orthopedics

³ DDS, Master of Public Health, Master of Epidemiology; Specialist in Orthodontics and Maxillary Orthopedics, Professor, School of Dentistry, Universidad Nacional de Colombia

⁴ DDS, Specialist in Pediatric Stomatology, Master of Disability and Social Inclusion, U.N., Associate Professor, School of Dentistry, Universidad Nacional de Colombia

ABSTRACT

Introduction: nearly 15% of the world's population lives with some kind of disability. Colombia has no official reports on indigenous people with disabilities. Being an indigenous person with a disability increases health vulnerabilities and the risk for oral diseases. The objective of this study was to describe the habits and oral hygiene status of people with disabilities living in the Misak (Guambiano) indigenous reserve in Silvia, Department of Cauca (Colombia), in 2016. **Methods:** a descriptive observational cross-sectional study was conducted. The entire population with some degree of disability in the Misak indigenous community was included, assessing their oral hygiene through Community Plaque Index (CPI) and collecting socio-demographic and oral health habits variables using descriptive analysis to correlate disability type with health habits and plaque index. **Results:** 46 people with some degree of disability were identified. Of these, 45.7% were women and aged 22.6 years in average. Cognitive disability was the most common, (54.3%). The study showed that 43.4% of people with disabilities brush their teeth at least once a day, with 44% needing help to do so. A bacterial plaque index of 91.8% was found. **Conclusion:** people with disabilities in the Misak indigenous community have a high community plaque index, which is considered a poor level, with inadequate oral hygiene habits.

Keywords: people with disabilities, indigenous population, oral hygiene, oral health, oral hygiene index

RESUMEN

Introducción: alrededor del 15% de la población mundial vive con algún tipo de discapacidad. En Colombia no existen reportes oficiales de indígenas con discapacidad. Ser una persona indígena y con discapacidad aumenta la vulnerabilidad en el ámbito de la salud y el riesgo de padecer enfermedades bucodentales. El objetivo del presente estudio consistió en describir los hábitos y el estado de higiene bucal de las personas con discapacidad que residen en la comunidad Misak (Guambiano), resguardo indígena en Silvia-Cauca, Colombia, en el año 2016. **Metodología:** estudio observacional descriptivo de corte transversal. Se incluyó toda la población con algún grado de discapacidad de la comunidad indígena Misak, a la cual se les evaluó el estado de higiene bucal mediante el índice de Placa Comunitario (IPC); se recogieron variables sociales, demográficas y de hábitos en salud bucal, con un análisis descriptivo, estableciendo relaciones con el tipo de discapacidad, el comportamiento de hábitos de salud y el índice de placa. **Resultados:** se identificaron 46 personas con algún grado de discapacidad, de las cuales 54,3% eran hombres y 45,6% mujeres, con un promedio de edad de 22,6 años. La mayor discapacidad que se presentó fue la cognitiva con 54,3%. Se puede observar que 43,4% de las personas con discapacidad realiza cepillado al menos una vez al día y 44% necesitan ayuda para hacerlo. Se obtuvo un índice de placa bacteriana de 91,8%. **Conclusión:** las personas con discapacidad de la comunidad indígena Misak presentan un índice de placa comunitario alto, categorizado como malo, con hábitos de higiene bucal inadecuados.

Palabras clave: personas con discapacidad, población indígena, higiene bucal, salud bucal, índice de higiene oral

Submitted: January 30/2018 – Accepted: January 29/2019



How to quote this article: Solórzano-Vera CC, Rengifo-Reina HA, Grandas-Ramírez L. Habits and oral hygiene status of indigenous people with disabilities from the Misak community, Colombia. Rev Fac Odontol Univ Antioq. 2019; 30(2):154-164. DOI: <http://dx.doi.org/10.17533/udea.rfo.v30n2a4>

INTRODUCTION

The Convention on the Rights of Persons with Disabilities states that people with disabilities “include those who have long-term physical, mental, intellectual or sensory impairments which in interaction with various barriers may hinder their full and effective participation in society on an equal basis with others”,¹ and the World Health Organization (WHO), through the International Classification of Functioning, Disability and Health (ICF), links disability to limitations for activity and restrictions on participation. Disabilities are problems that affect body structure or function; activity limitations are difficulties in performing actions or tasks, and participation restrictions refer to problems to participate in vital situations.²

It has been estimated that about 12% of the Latin American and Caribbean population live with at least one disability.³ In Colombia, the estimates of disabilities prevalence according to the 2005 national census was 6.3%, being higher in men (with 6.6%) than women (with 6.2%), with the Department of Cauca presenting higher percentages compared to national levels, ranging from 7.8 to 9.5%.⁴

Colombia is home to about 87 indigenous peoples; this includes the Misak people, which represents 1.5% of the country's total indigenous population.⁵ This community consists of 4,582 families and 22,987 individuals, including 25 Nasa families with 273 residents. Located in the Guambia reserve in Silvia, Cauca, its internal organization is known for maintaining ancestral cultural patterns, like traditional medicine.⁶⁻⁸

The Economic Commission for Latin America and the Caribbean (ECLAC) reports

a disability proportion of about 17.1% in the indigenous population in Brazil. The report does not include data on Colombia.⁹ The combination of the indigenous population social conditions plus disabilities leads to an increase in exclusion, marginalization and vulnerabilities of this population,¹⁰ as well as deterioration of health in general and oral health in particular.¹¹ Some authors¹²⁻¹⁵ state that the scientific literature exploring race/ethnicity, disability and health is very limited, and therefore the relationship among these variables and its extent is still unknown for the most part. The studies have generally shown unconnected data concerning inequalities per disability type¹⁶ or race/ethnicity,¹⁷⁻¹⁹ showing poor levels of oral health (cavities/bacterial plaque) among the disabled persons and the indigenous population.^{20,21}

The few studies that do connect race/ethnicity, disability and oral health have been conducted in North America and in adult population,¹⁴ showing the existence of poor or deficient dental conditions as a result of multiple social, economic, and physical factors.^{22,23}

The United Nations Children's Fund (UNICEF) explains that “children with disabilities who live in rural and indigenous communities contend with multiple disadvantages: They have disabilities, they belong to a marginalized group and they live in remote locations. They have little or no access to services that could ensure their development, protection and participation in community life.”²⁴

Obtaining basic information on the oral health status of the Misak (Guambiano) indigenous community with disabilities by means of the Community Plaque Index²⁵ helps understand this problem and seek mechanisms to improve the promotion,

prevention, and quality of life in oral health, as well as their access to health services, while respecting their cultural independence. Therefore, the aim of this study is to describe the oral hygiene status and the habits of people with disabilities living in the indigenous reserve Misak (Guambiano) in Silvia, Cauca (Colombia).

METHODS

A descriptive, observational, cross-sectional study was conducted in persons with disabilities from the Misak (Guambiano) indigenous reserve in Guambia, Silvia, Department of Cauca (Colombia). The study included all the indigenous persons with disabilities living in the reserve in 2016 and meeting the following inclusion criteria: have no limitations to open the mouth, have natural teeth in the mouth, not being hospitalized at the time of the study, and express willingness to participate both themselves and their caregivers.

The information was collected through a survey (gathering data on sociodemographic variables, disability type, access to a health insurance system, hygiene habits, and the like) and a clinical examination in order to establish oral hygiene status by means of the Community Plaque Index (CPI).²⁵ This method consists on applying a plaque disclosing solution for two minutes in order to evaluate the marked surfaces as follows: 0 = no plaque; 1 = presence of plaque in any area of the evaluated side. The results are presented in percentage values, dividing the total surfaces with plaque over the total surfaces examined by two, minus the six palatine sides of teeth 13, 12, 11, 21, 22 and 23. The result of this operation is multiplied by 100.²⁴ Four rating categories were

obtained, as follows: 0-10: good, 11-25: acceptable, 26-50: poor, >51: bad.

In order to assess the CPI, the operator was theoretically and clinically standardized at the facilities of Universidad Nacional de Colombia (Kappa > 0.8 inter- and intra-examiner), and a pilot test was applied to non-disabled indigenous people from the community. The collection tools (survey and clinical examination) were validated during this pilot test. All people with some degree of disability (physical, cognitive, or sensory) were identified and listed during a prior visit to the indigenous council, in company with the indigenous authorities and the local nursing assistant. The ICF parameters were used to know the participants' homes and places of residence by the time the fieldwork was completed.

This study is part of the research project titled "Oral hygiene status according to Community Plaque Index in the Misak community with disabilities between January and July 2016,"²⁶ which was a requirement to qualify for the title of Specialist in Pediatric Stomatology; this is why data collection was carried out by the researcher intern in Pediatric Stomatology and Maxillary Orthopedics at Universidad Nacional de Colombia and a nursing assistant of the Misak community, who in turn was in charge of the translation into the indigenous community's dialect (Namtrik).

During the fieldwork, all persons with disabilities were visited, recording the information on the survey and the CPI form. All the data were entered into an Excel spreadsheet and exported to Stata, version 13.0, for processing and analysis. Prior to the analysis, the database was double checked, and all inconsistencies were compared against the corresponding surveys in order

to make corrections or enter missing data where possible.

This study was approved by the Ethics Committee of the Universidad Nacional de Colombia School of Dentistry as a low risk investigation, and was also approved by the authorities of the indigenous council. Informed consents were obtained from adults and caregivers, as well from minors as needed. An explanatory brochure was available in Spanish and Namtrik language.

The statistical analysis included exploratory analysis using descriptive statistical techniques to determine the distribution of variables. A bivariate analysis was performed, categorizing by disability type. Even though there was access to the population census, a description of the various disability types was made using contingency tables, chi-squared and Fischer tests according to disability type and the degree of plaque index; a statistical significance lower than 0,05 ($p < 0.05$) was used.

RESULTS

46 disabled people were identified, surveyed, and assessed. 82.6% of them were born in the same Guambia reserve; 54.3% were men and 45.7% women, aged 22.6 (SD 11) years in average. Concerning marital status, most (91.3%) were single, and in terms of schooling, 28.2% had no formal education. As for occupation, the main economic activities among the studied population were manual labor, such as agriculture and handcrafting, which do not require formal training. The distribution of these sociodemographic variables by sex is shown in Table 1.

Table 1. Sociodemographic characteristics of the Misak indigenous community with disabilities from the indigenous reserve of Guambia, Silvia-Cauca, Colombia

Variable	Male		Female	
	Frequency	Percentage	Frequency	Percentage
Marital status				
Single	23	92.0	19	90.4
Domestic partnership	1	4.0	0	0.0
Married	1	4.0	1	4.7
Widow/er	0	0.0	1	4.7
Total	25	100.0	21	100.0
Education				
Preschool	3	12.0	1	4.7
Primary school	10	40.0	9	42.8
Secondary school	6	24.0	3	14.3
Other	0	0.0	1	4.7
None	6	24.0	7	33.3
Total	25	100.0	21	100.0
Occupation				
Farming	6	24.0	3	14.3
Handcrafting	0	0.0	4	19.0
Home	3	12.0	4	19.0
Fish farming	1	4.0	0	0.0
None	4	16.0	3	14.3
Other	10	40.0	7	33.3
No information	1	4.0	0	0.0
Total	25	100.0	21	100.0

Source: Research Archives, 2016

As for disability type, cognitive impairment was the most prevalent with 45.6%, while physical and sensory disabilities had a similar distribution, with 36.9%. An analysis to identify the amount of disabilities in the population showed that 76.1% had only one disability, 19.6% had two disabilities, and the remaining 4.3% three simultaneous disabilities. The distribution by sex, type and number of disabilities is shown in Table 2. Note that no woman has three simultaneous disabilities.

Table 2. Distribution by sex, type and number of disabilities. Guambia indigenous reserve, Cauca

Variable	Male		Female		Total Frequency
	Frequency	Percentage	Frequency	Percentage	
Number of disabilities					
One	19	54.2	16	45.7	35
Two	4	44.4	5	55.5	9
Three	2	100	0	0.0	2
Disability type					
Physical	9	52.9	8	47.1	17
Cognitive	16	64	9	36	25
Sensory	8	47.1	9	52.9	17

Source: Research Archives, 2016

In terms of disability type distribution by age range, there was a higher proportion of people in the age range of 11 to 20 years, with 41.2%, 35.3% and 40.0% for sensory, physical and cognitive disabilities respectively, as shown in Table 3.

Table 3. Distribution of disability type by age range. Guambia indigenous reserve, Cauca

Age range	Sensory		Physical		Cognitive	
	Frequency	Percentage	Frequency	Percentage	Frequency	Percentage
< 10	3	17.6	2	11.7	5	20
11 to 20	7	41.2	6	35.3	10	40
21 to 30	3	17.6	4	23.5	4	16
31 to 40	3	17.6	3	17.6	6	24
> 40	1	5.9	2	11.7	0	0

Source: Research Archives, 2016

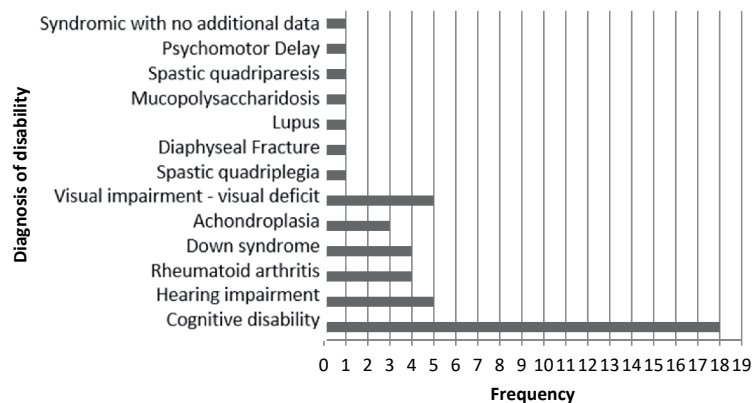


Figure 1. Primary diagnosis. Guambia indigenous reserve, Cauca

Source: Research Archives, 2016

Concerning primary and secondary diagnosis of disability, cognitive impairment appears as first diagnosis; other systemic alterations leading to disability were found, including osteogenesis imperfecta, hearing loss, and pseudoarthrosis of the femur (Figure 1).

As for oral hygiene habits, the disabled persons were interviewed first, followed by the caregiver or adult present at the time of survey. As in some cases the accompanying person present at the interview was not the caregiver (and so they did not know the answers), some questions did not produce 100% of the information. Concerning oral hygiene, 43.4% of people with disabilities brush their teeth at least once a day (Table 4).

Table 4. Distribution of oral hygiene habits in the Misak community with disabilities, Guambia indigenous reserve, Silvia-Cauca, Colombia

Oral hygiene habit	Frequency	Percentage	Accumulated Percentage
Tooth brushing frequency			
Once/day	7	15.2	15.20
Twice/day	6	13.1	28.30
Three times/day	7	15.2	43.50
No brushing	1	2.2	45.70
No information	25	54.3	100.00
Total	46	100	
Brush use			
Yes	32	69.6	69.6
No	2	4.3	73.9
No information	12	26.1	100
Total	46	100	
Dental floss use			
Yes	5	10.9	10.9
No	28	60.9	71.8
No information	13	28.2	100
Total	46	100	
Mouthwash use			
Yes	3	6.5	6.5
No	30	65.2	71.7
No information	13	28.3	100
Total	46	100	

Source: Research Archives, 2016

Regarding the specific tooth brushing activity by people with disabilities, 56.5% perform

this activity by themselves. As for learning how to brush their teeth, 30.4% were taught by their mothers, 15.2% by their fathers, and 10.9% by a non-relative. In terms of dental care experience, 32.6% experienced pain in previous months, and 24% saw a dentist during the last year due to oral hygiene reasons (28.2%).

The average Community Plaque Index (CPI) value in the disabled population was 91.9%, a “poor” category according to this index. Gender distribution shows a value of 90.6% for males and 93.4% for females. On the other hand, the persons had 23 teeth in average, suggesting that they have lost teeth. Concerning sociodemographic variables, a lower CPI was observed in partnered people, and in persons with some degree of education and an occupation (Table 5).

Table 5. Community Plaque Index by sociodemographic variables

Sociodemographic variables	Frequency	Average CPI
Marital status		
Single	42	92.4
Partnered	4	86.0
Total population	46	91.9
Education		
Some level of education	33	91.2
No education	13	93.4
Total population	46	91.9
Occupation		
With occupation	38	91.7
No occupation	5	92.9
Total population	46	91.9

Source: Research Archives, 2016

When evaluating CPI by type of disability, a higher index for cognitive disability is observed, as shown in Figure 2.

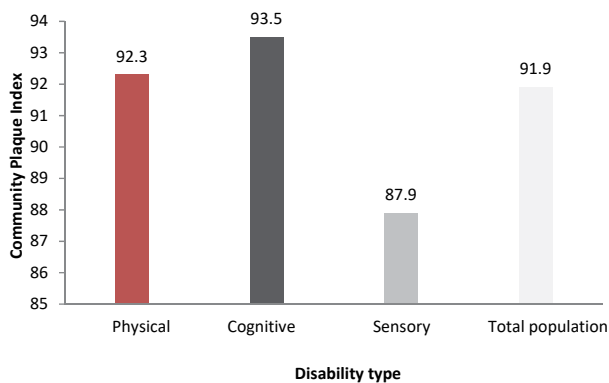


Figure 2. Community Plaque Index by disability type in the Misak community with disabilities, Guambia indigenous reserve, Silvia-Cauca, Colombia

Source: Research Archives, 2016

Recategorization was performed by asking “yes” “no” questions for variables like dental floss and mouthwash use, finding out a lower CPI among those who use complementary oral hygiene items (Figure 3).

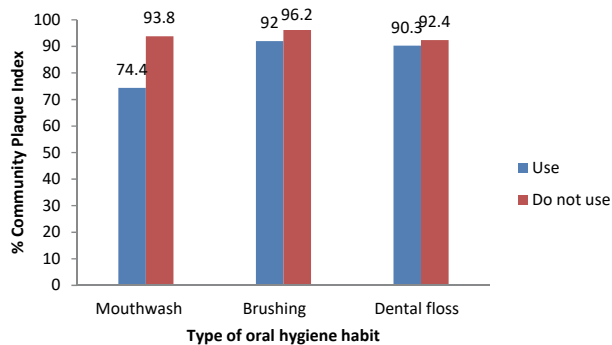


Figure 3. CPI regarding oral hygiene habits in the Misak community with disabilities, Guambia indigenous reserve, Silvia-Cauca, Colombia

Source: Research Archives, 2016

DISCUSSION

The Misak community with disabilities is composed mostly by males, as opposed to the literature reports, in which disabilities are more frequent in females.²⁷ It is worth noting that the male/female ratio differs

in terms of disability type (more men with physical disabilities and more women with sensory disabilities). Cognitive disability is the one with the highest proportion, while physical and sensory disabilities occur in the same percentage. In Native American communities, physical, sensory, and cognitive disabilities were reported in equal proportion.¹² It is important to bear in mind that cognitive disabilities must be analyzed from different perspectives, including the social, academic and communication domains,^{22,23} as these disabilities further limit interpersonal relationships and increase unfair differences in this population.

The sociodemographic variables are a valuable source of information on health inequities as they help uncover barriers to dental promotion, prevention, and treatment. The disabled Misak persons with low education levels have a higher CPI, a shared situation with other indigenous populations,^{12,13,22} where low educational levels negatively influence oral health care.

A low socio-economic level appears as a health risk factor among people with disabilities.²⁸ The Misak population, like most indigenous peoples in Colombia, has limited financial resources, putting them at greater risk of suffering from health problems; add a disability to this indigenous situation, and the risk of disease increases.

Concerning oral hygiene habits, a 2011 study in indigenous population of the Colombian Amazon²⁹ reported a proportion of 35,3% use of oral implements, compared to 25.5% in the Misak population with disabilities, showing better oral hygiene habits among the Amazonian indigenous (with no disabilities). The indigenous from the Amazon region use mouthwash in 5%, half of the value reported for the Misak in Cauca. The use of dental floss

is similar in both indigenous communities, with about 7%.

As for health services and frequency of dental visits in the Misak population, the proportion (24%) is similar to the findings reported for non-disabled indigenous people in Australia,³⁰ with 15.4% to 35.5% of non-disabled Australian natives visiting the dentist in the last 12 months, according to the report. In the United States, there are reports of indigenous people with disabilities who have never seen a dentist.²²

The low number of dental visits among the Misak indigenous people indicates low health care levels in promotion and prevention activities, while for the Colombian health system it is higher than 95%; therefore, this population lacks information on adequate hygiene habits, increasing the risk of developing oral diseases, such as periodontal problems (bone loss, dental loss, periodontal disease) and poor oral health.¹¹

Overall, the Misak community with disabilities have poor oral hygiene, which may compromise their well-being in the future, violating their right to oral health and quality of life.³¹⁻³⁵ This in turn suggests that categories like race/ethnicity and disability increase the oppressions, exclusions and vulnerabilities by decreasing their quality of life and increasing their risks, with higher levels of dental care needs among racial, ethnic, and disabled groups.¹²

One of the strengths of the present study is the fact that it was conducted using the census on disabled people of the indigenous community. In addition, having a translator to the indigenous dialect helped ask questions clearly and consistently when interviewing the study subjects or their

caregivers; the researchers also counted with the authorization, simultaneous work, and communication with indigenous and health authorities, and the fieldwork was carried out in the participants' homes, without them needing to travel. Finally, the person performing the CPI was adequately standardized. As limitations, there was a short time for each clinical evaluation, which in the case of disabled people makes it difficult to conduct the CPI test one more time with revealing substance during the same visit, as it temporarily dyes teeth, prompting to schedule a second visit if the person's disability does not allow for immediate cleaning. In addition, in cases of persons with multiple caregivers there were different responses to questions about the habits and practices of people with disabilities.

CONCLUSIONS

The Misak population with disabilities has a high bacterial plaque index, suggesting the presence of poor oral hygiene habits; in addition, they have low levels of dental care, putting them at a higher risk for cavities and/or periodontal disease, and therefore a decreased quality of life.

Similarly, national and international health care principles advocate for equity in care, respecting the dignity, autonomy and needs of persons with disabilities. However, these health care principles are not available to the Misak population. In addition, there are social, economic, and geographical determinants, which marginalize this population and reveal unfair inequalities in health. Failure to correct these determinants will further deteriorate the indigenous population's health.

Comparative studies are recommended in other Colombian indigenous populations with disabilities to better understand the intersection race/ethnicity-disability, favoring the development of public health programs and policies to improve the oral health services and therefore the population's oral hygiene status—in line with the principles stated in the country's policy for comprehensive health care.

CONFLICT OF INTERESTS

The authors state that they have no conflict of interest.

CORRESPONDING AUTHOR

Herney Alonso Rengifo Reina
Facultad de Odontología. Universidad Nacional de Colombia
hrengifo@gmail.com
Carrera 30 # 45 -03 Edificio 210
Bogotá. Colombia

REFERENCES

1. Organización de las Naciones Unidas. Convención sobre los derechos de las personas con discapacidad. 2006.
2. Organización Mundial de la Salud, Organización Panamericana de la Salud. Clasificación internacional del funcionamiento, de la discapacidad y de la salud: CIF. Santander: Organización Mundial de la Salud, Ginebra; 2001.
3. CEPAL. Discapacidad en América Latina y el Caribe, desafíos para las políticas públicas. 2012.
4. Departamento Administrativo Nacional de Estadística. Censo General 2005: Discapacidad, personas con limitaciones permanentes. Bogotá: DANE; 2005.
5. Departamento Nacional de Planeación DNP. Pueblos indígenas [Internet]. Colombia: DNP; 2018. Available in: www.dnp.gov.co/programas/desarrollo-territorial/Paginas/pueblos-indigenas.aspx
6. Cauca. Gobernación del Cauca, Corporación Universitaria Autónoma del Cauca. Diagnóstico de condiciones sociales y económicas: línea base de indicadores socioeconómicos. Municipio de Silvia: Gobernación del Cauca; 2012.
7. Ochoa E, Patiño K, Pérez C, Lambraño L, Sierra E. Tradiciones culturales y prácticas de cuidado bucal en los indígenas zenúes, en Sucre, Colombia. *Rev Nac Odontol.* 2015; 11(20): 47-54. DOI: <http://dx.doi.org/10.16925/od.v11i20.765>
8. Tunubal F. Saberes y tradiciones del pueblo Misak en relación con el conocimiento científico escolar: las plantas. Santiago de Cali: Universidad del Valle; 2014.
9. CEPAL. Las personas con discapacidad en América Latina: del reconocimiento jurídico a la desigualdad real. Santiago de Chile: CEPAL; 2011.
10. McCall L. The Complexity of Intersectionality. *Signs (Chic).* 2005; 30(3): 1771-800.
11. Suzuki R. The interaction effects between race and functional disabilities on the prevalence of self-reported periodontal diseases - National Health and Nutrition Examination Survey 2011-2012. *Community Dent Health.* 2017; 34(4): 234-40. DOI: https://doi.org/10.1922/CDH_4137Suzuki07

12. Horner-Johnson W, Dobbertin K, Beilstein-Wedel E. Disparities in dental care associated with disability and race and ethnicity. *J Am Dent Assoc.* 2015; 146(6): 366-74. DOI: <https://doi.org/10.1016/j.adaj.2015.01.024>
13. Peterson-Besse JJ, Walsh ES, Horner-Johnson W, Goode TD, Wheeler B. Barriers to health care among people with disabilities who are members of underserved racial/ethnic groups: a scoping review of the literature. *Med Care.* 2014; 52(10 suppl 3): S51-63. DOI: <https://doi.org/10.1097/MLR.000000000000195>
14. Horner-Johnson W, Dobbertin K, Lee JC, Andresen EM. Disparities in chronic conditions and health status by type of disability. *Disabil Health J.* 2013; 6(4): 280–6. DOI: <https://doi.org/10.1016/j.dhjo.2013.04.006>
15. Armour BS, Swanson M, Waldman HB, Perlman SP. A profile of state-level differences in the oral health of people with and without disabilities, in the U.S., in 2004. *Public Heal Rep. (Washington, DC 1974).* 2008; 123(1): 67–75. DOI: <https://doi.org/10.1177/003335490812300110>
16. Khocht A, Janal M, Turner B. Periodontal health in Down syndrome: contributions of mental disability, personal, and professional dental care. *Spec Care Dentist.* 2010; 30(3): 118–23. DOI: <https://doi.org/10.1111/j.1754-4505.2010.00134.x>
17. Shi L, Lebrun LA, Tsai J. Access to medical care, dental care, and prescription drugs: the roles of race/ethnicity, health insurance, and income. *South Med J.* 2010; 103(6): 509–16. DOI: <https://doi.org/10.1097/SMJ.0b013e3181d9c2d8>
18. Shelley D, Russell S, Parikh NS, Fahs M. Ethnic disparities in self-reported oral health status and access to care among older adults in NYC. *J Urban Health.* 2011; 88(4): 651–62.
19. Zur J, Jones E. Racial and Ethnic Disparities among Pediatric Patients at Community Health Centers. *J Pediatr.* 2015; 167(4): 845–50. DOI: <https://doi.org/10.1016/j.jpeds.2015.07.002>
20. Organizaci n Naciones Unidas, Banco Mundial. Informe mundial sobre la discapacidad. OMS; 2011.
21. Lizarazo LRL, Paredes NRR, Herrera D, Gomez R . Caries dental y condiciones de higiene oral en ni os ind genas Sikuaní, municipio de Puerto Gait n. *Rev Colomb Investig en Odontol.* 2010; 1(2): 246–53.
22. Flores G, Tomany-Korman SC. Racial and ethnic disparities in medical and dental health, access to care, and use of services in US children. *Pediatrics.* 2008; 121(6): e286–98. DOI: <https://doi.org/10.1542/peds.2007-1243>
23. Flores G, Tomany-Korman SC. The language spoken at home and disparities in medical and dental health, access to care, and use of services in US children. *Pediatrics.* 2008; 121(6): e1703-14. DOI: <https://doi.org/10.1542/peds.2007-2906>.
24. UNICEF. Estado mundial de la infancia 2013: ni as y ni os con discapacidad. 2013.
25. Corchuelo J. Sensibilidad y especificidad de un ndice de higiene oral de uso comunitario. *Colomb med.* 2011; 42(4): 448–57.
26. Sol rzano CC. Estado de higiene bucal seg n el ndice de placa comunitario en la comunidad Misak con discapacidad, entre enero y julio del 2016. Bogot : Universidad Nacional de Colombia, 2016.
27. Sueiro S nchez I, Hern ndez Mill n A, D az Sosa G, Padilla G mez E, D az Sosa C, Hern ndez Mill n Z. Estado de salud bucal en pacientes discapacitados del rea de salud de Espartaco, municipio Palmira. *MediSur.* 2016; 14(6): 717–26.
28. Courtney-Long EA, Romano SD, Carroll DD, Fox MH. Socioeconomic factors at the intersection of race and ethnicity influencing health risks for people with disabilities. *J Racial Ethn Heal Disparities.* 2017; 4(2): 213–22. DOI: <https://doi.org/10.1007/s40615-016-0220-5>

29. Molina Y, Torres M, Escalante A. Caracterización de la condición periodontal, hábitos y costumbres en salud oral en indígenas de comunidades amazónicas de Colombia: Tarapacá, Amazonas. *Acta Odontol Colomb.* 2012; 2(2): 77–91.
30. Schluter PJ, Askew DA, Spurling GK, Lee M, Hayman N. Aboriginal and Torres Strait Islander oral health and its impact among adults: a cross-sectional study. *Aust Dent J.* 2017; 62(1): 84–94. DOI: <https://doi.org/10.1111/adj.12439>
31. Organización Panamericana de la Salud. Plan estratégico de la Organización Panamericana de la Salud, 2014-2019. En pro de la salud: desarrollo sostenible y equidad. OPS; 2014.
32. Ministerio de Salud y Protección Social. Plan Decenal de Salud Pública 2012-2021: la salud en Colombia la construyes tú. Minsalud; 2013.
33. McNamee L. Mass resettlement and political violence. *World Polit.* 2018; 70(4): 595–644. DOI: <https://doi.org/10.1017/S0043887118000138>
34. Grandas A. La discapacidad en perspectiva interseccional, una ruta para transversalizar la inclusión epistémica en pregrados de odontología [Tesis Meritoria]. [Bogotá : Maestría Discapacidad e Inclusión Social]; Universidad Nacional de Colombia; 2015.
35. Centers for Disease Control and Prevention (CDC). Racial/ethnic disparities in self-rated health status among adults with and without disabilities—United States, 2004-2006. *MMWR Morb Mortal Wkly Rep.* 2008; 57(39): 1069–73.